

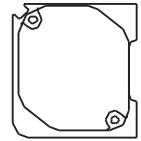
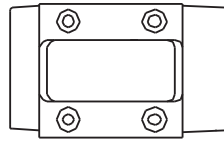
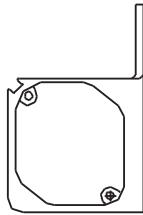
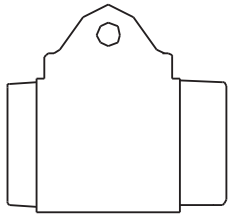


REVISIONS

ZONE	REV	DESCRIPTION	DATE	APPROVED
------	-----	-------------	------	----------

NOTES:

1. SEE DRAWING ABI-HW-6A-6H FOR INERTIA REEL DETAILS.

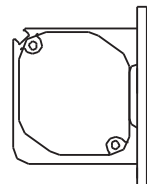
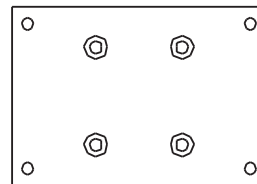
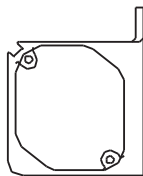
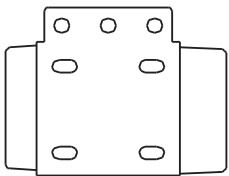


P/N: 6A

CODE: O

P/N: 6G

CODE: U

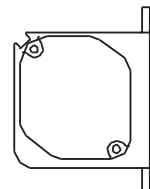
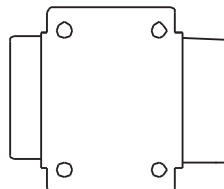
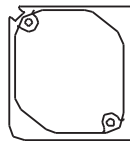
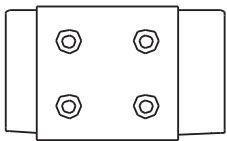


P/N: 6B

CODE: P

P/N: 6H

CODE: V

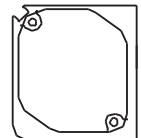
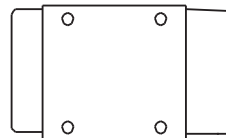
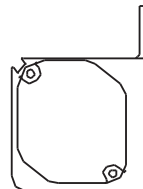
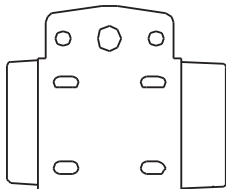


P/N: 6C

CODE: Q

P/N: 6E

CODE: S



P/N: 6D

CODE: R

P/N: 6F

CODE: T

©2001 ABI AIRCRAFT BELTS, INC.
 This document is given in confidence and may not be used for any purpose other than that for which it is supplied nor shall any part of it be reproduced or copied without the prior comment of ABI Aircraft Belts, Inc.
 Unless ABI Aircraft Belts, Inc. has accepted a contractual obligation in respect of the permitted use of the information and data contained herein such information and data is provided without responsibility and ABI Aircraft Belts, Inc. disclaims all liability arising from its use.

AIRCRAFT BELTS INC.

TITLE
ABI INERTIA REEL
BOLT PATTERNS

FRACTIONAL ±1/32
 DECIMAL 1 PLACE ±.03
 DECIMAL 2 PLACE ±.015
 DECIMAL 3 PLACE ±.005
 ANGULAR ± 0°
 SURFACE FINISH

Drawn By: NB
 Date: 5/3/02
 CKD/APP. By:
 Date:

SIZE
A

DWG NO.
ENGRS061

REV
IR

NTS

SHEET 1 of 1

